

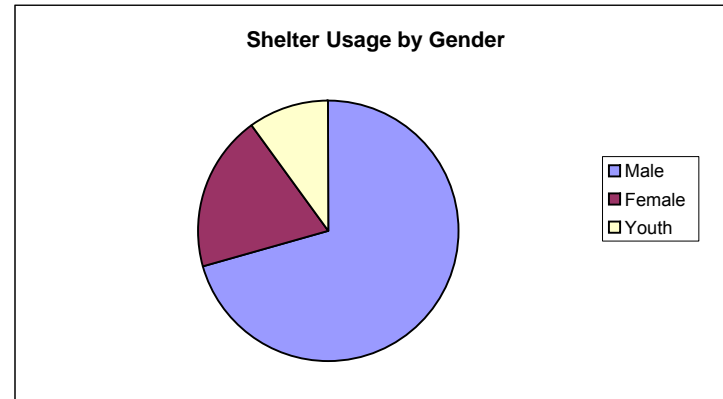
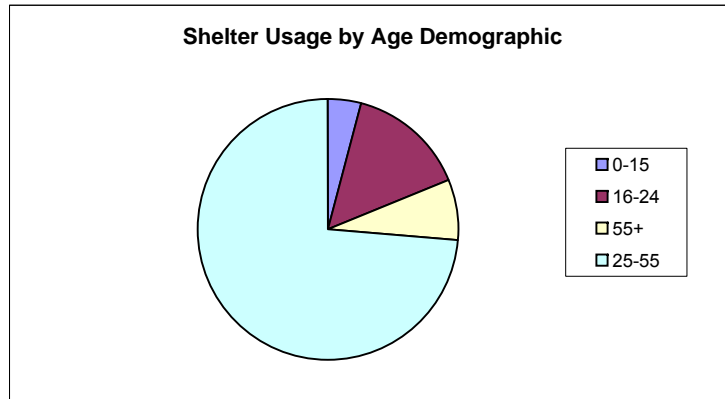
Ryandale Shelter for the Homeless - Statistics, 2005

Shelter Usage by Age Demographic

	0-15	16-24	55+	25-55
#	12	41	21	206
%	4%	15%	8%	74%
2004	3%	18%	7%	72%
2003	3%	14%	10%	73%

Shelter Usage by Gender (Total Stays)

	Male	Female	Youth
#	386	107	54
%	71%	20%	10%
2004	72%	17%	11%



- Proportional Usage in 2005 is consistent with comparison data from previous years
- Proportion of Residents with dependants/family members 7%
- Females as a percentage of total residents, aged 16+ 22% *
- Average Age (Female) 37
- Males as a percentage of total residents, aged 16+ 78% *
- Average Age (Male) 30

(* Includes the age 16-24 'Youth' demographic. This measure is based on the gender of each resident and is not impacted by their number of visits and/or length of stay).

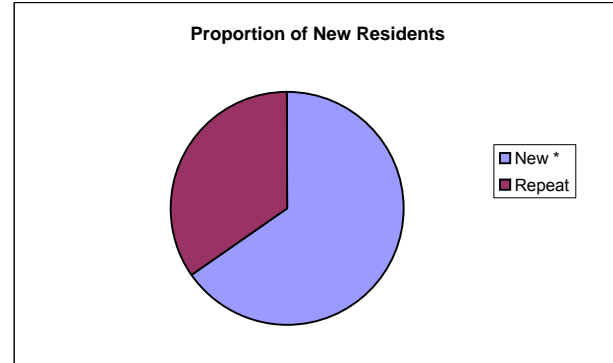
Ryandale Shelter for the Homeless - Statistics, 2005

Proportion of New Residents, 2005

	#	%
New *	183	65%
Repeat	97	35%

(* "New" - resident has not used shelter since year 2000)

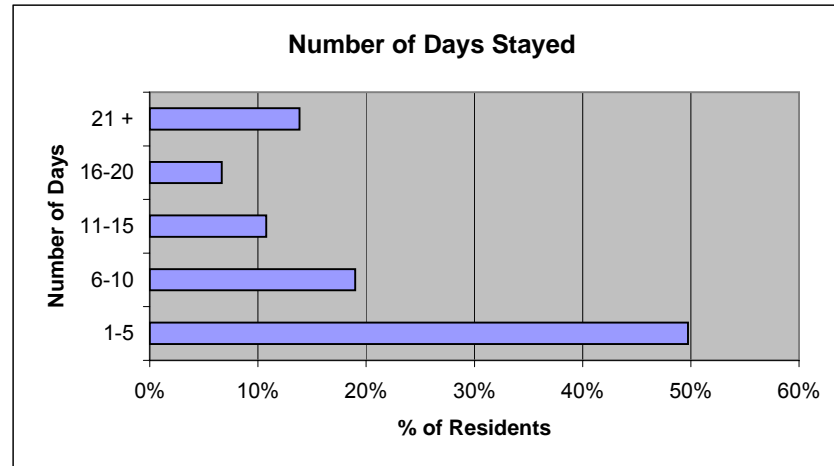
- Comparison data: 64% 'new' residents recorded for 2004
- Consistently high proportion of new residents for past two consecutive years



Number of Days Stayed (Total Visits)

Days	#	%	2004	2003
1-5	194	50%	55%	39%
6-10	74	19%	15%	22%
11-15	42	11%	11%	12%
16-20	26	7%	7%	10%
21 +	54	14%	11%	17%

- Approximately half of all visits are for between 1-5 days
- Total Number of Residents 280
- Total Number of Stays 390

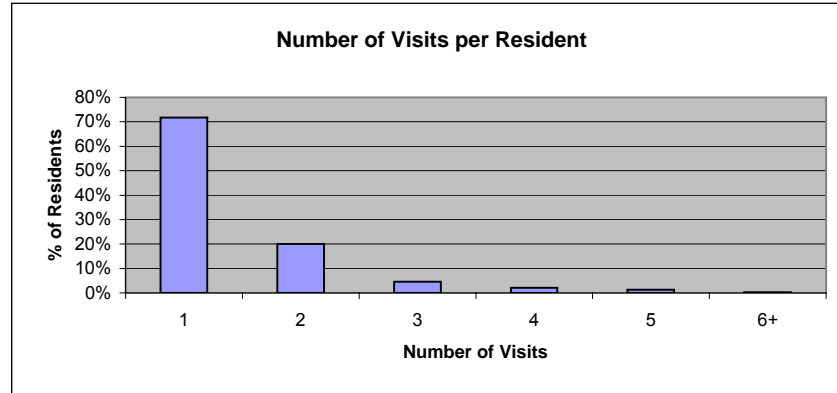


Ryandale Shelter for the Homeless - Statistics, 2005

Number of Individual Visits Per Resident

# of visits	#	%	2004	2003
1	280	72%	73%	73%
2	78	20%	15%	18%
3	18	5%	7%	5%
4	8	2%	2%	2%
5	5	1%	2%	0%
6+	1	0%	0%	2%

- Number of Individual Residents 280
- Total number of Nights Stayed 3936
- Average number of days per resident 14



Proportion of Total Residents Turned Away Each Month

Month	Turned Away	Total Bednights	%
Jan	39	367	11%
Feb	27	270	10%
March	31	301	10%
April	71	355	20%
May	71	362	20%
June	29	310	9%
July	44	341	13%
August	56	354	16%
Sept	45	357	13%
Oct	51	371	14%
Nov	42	311	14%
Dec	29	367	8%
Average			13%

